



**Klaus Flesch, Astrid Schellenberger, Hartmut Schulz
(IAF, Germany)**

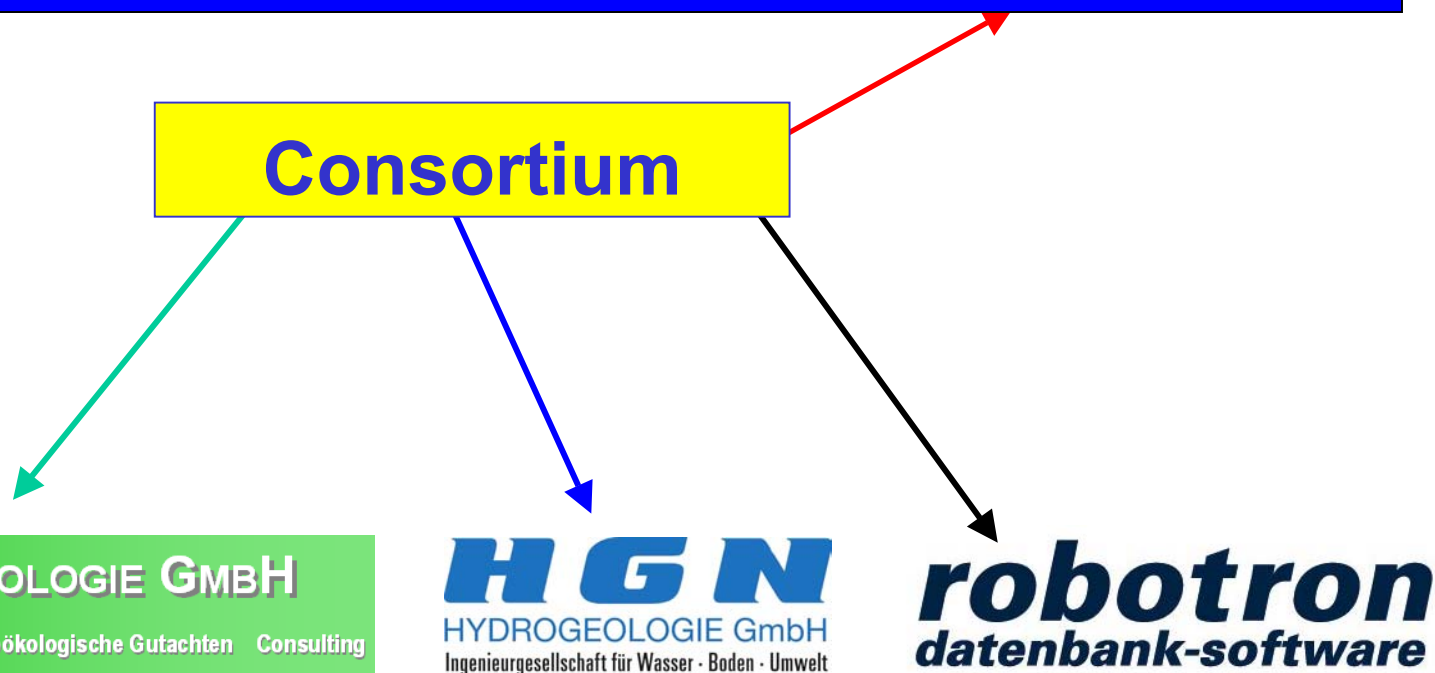
EAN_{NORM} - optimisation of the web-portal as a fundament for a more active networking

- **Objectives of the project EAN_{NORM}**
- **Web Server Statistics for EAN_{NORM}
Analysed requests from 2007 – 2009**
- **Problems to be solved in the near
future (round table discussion)**



European ALARA Network for Naturally Occurring Radioactive Materials - **NORM**

Project of the European Commission, Dec. 2006 - Dec. 2008





Objective of the project EAN-NORM

- Establishment of a

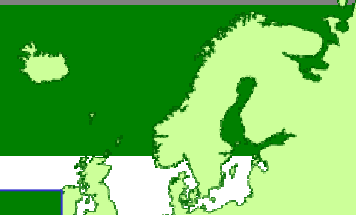
- **NORM-ALARA Network** within the existing European ALARA Network (EAN) and

This has been successfully done!!

- **standing bureau** for promoting the management of radiation protection optimisation in the non-nuclear industry.

Still debating, whether it was in the tender or not!!

European ALARA Network for Naturally Occurring Radioactive Materials - **EAN**_{NORM}



European ALARA Network - Home page

Wort-Übersetzung aktivieren

Seite Extras

European ALARA Network

Color

Supports | Contact us | Links | Advanced Search

→ Home page

→ Archives

→ Presentation of the EAN

→ Workshops

→ Newsletters

→ Sub-networks

→ NORM ALARA Network

→ ESOREX

→ Incidents: lessons learned

→ Surveys

→ Forum

→ Administrator

Syndicate

RSS 0.91

RSS 1.0

RSS 2.0

ATOM 0.3

OPML SHARE IT!

EC project - NDT ALARA Network

Wednesday, 12 November 2008



The project for the setting-up of a European ALARA Network for NDT, supported by the European Commission, ended in May 2008. The documents arising from this project are now available:

Contract report,
Guidance for industrial mobile radiography (Draft document),
Radiation protection in NDT - Proposals for Training Standards.

[These documents can be downloaded on the section dedicated to that topic.](#)

Wo

Frida

ISS, the Italian National Institute of Health organizes on December 17th 2008 in Rome (Italy) the second workshop on depleted uranium research.

This research prospects in this field as well

as f study of the biological effects of depleted

uran

Dow

Download [the registration form.](#)

<http://www.eu-alara.net>

<http://www.eu-alara.eu>



The original objectives of EAN

The European ALARA network was initiated in 1996

- To promote the wider and more uniform use of optimisation techniques in the various fields of occupational application in Europe
- To provide a focus and a mechanism for the exchange and dissemination of information from practical experience
- To propose topical issues of interest that should be subject of European meetings, workshops or research projects



These objectives have been progressively expanded

- to include occupational exposure in Medical and
- Naturally Occurring Radioactive Materials (NORM) areas and
- then to other types of exposures.

European ALARA Network for Naturally Occurring Radioactive Materials - **EAN_{NORM}**

Number one problem:

- One nobody has used so far the forum!
- We had initiated some discussions!!
- **We should discuss: Why?**

European ALARA Network
Naturally Occurring Radioactive Materials

- » Project Description
- » Objectives
- » Consortium
- » Events & News
- » Login/Register

The **2nd Workshop** will take place from 24th to 26th November 2009 in Dresden, Germany. Further information on the **scientific and social program of the workshop** you will find in the official program – please [download here](#). For more detailed information on the several scientific presentations you are welcome to look into the abstracts (present status: to be completed) - [please download here](#).

Next talk of
Lars Geldner

Services

- Contact points
- NORM forum
- NORM survey
- NORM questionnaire

At present 118 persons registered with login

<http://www.ean-norm.net> <http://www.ean-norm.eu>



What are the “Benefits for the EAN”

- Promotion of the applied research in the non-nuclear industry for
 - **Optimisation** of the demands in **radiation protection**,
 - **Development and maintenance** of the "**Good ALARA Practice**" in the European NORM industry,
 - Finding solutions to the identified problems (e.g. needs for **reduction of radiation doses** for workers).



Identification of industry sectors dealing with NORM

- The industries identified and the relevant radiological considerations are presented in detail in the IAEA Safety Report No. 49 (2006)



List of sectors dealing with NORM

1	Extraction of rare earths from monazite
2	Production of uranium, thorium, and plutonium
3	Production of uranium, thorium, and plutonium
4	Production of uranium, thorium, and plutonium
5	TiO ₂ pigment production
6	Thermal phosphorus production
7	Zircon and zirconia industry
8	Production of phosphate fertilisers
9	Cement production, maintenance of clinker
10	Coal-fire power plants, maintenance of boilers
11	Phosphoric acid production,
12	Primary iron production,
13	Tin/lead/copper smelting
14	Ground water treatment

Waste management is not in the list !

Waste management has to be included!

To our surprise, the *coal-fire powerplants* is the most often mentioned industry sector in the First Questionnaire.



Identification of industry sectors dealing with NORM

- But the process of identification of NORM depends on the development of technologies
- Maybe today **not NORM**, but in the **future**, it could well be **NORM** or vice versa
- **Example: ashes from combustion of wood pellets**



Web Server Statistics for EAN-NORM

Analysed requests from Mon-23-Apr-2007 09:42 to
Sat-21-Nov-2009 05:00

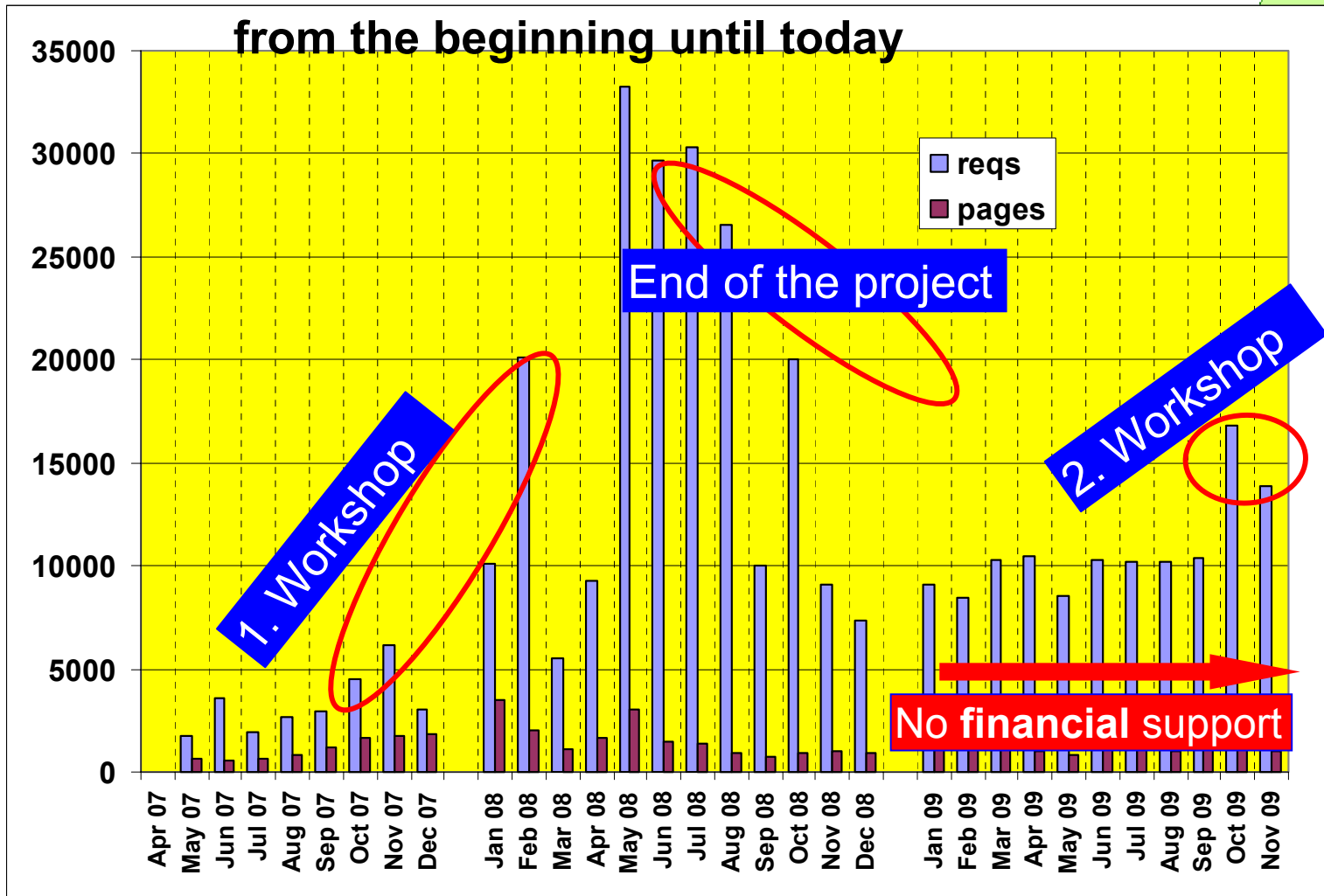
	2007 - 2008	2009
Successful requests	237,783	118,647
Average successful requests per day	384	365
Successful requests for pages	27,804	12,311
Average successful requests for pages per day	44	37
Distinct hosts served	6,117	5,545
Data transferred	4.92 gigabytes	5.72 gigabytes
Average data transferred per day	8.14 megabytes	18.06 megabytes

The network is still active, but we never had a lively discussion in the discussion forum!

Why? We should discuss this today!



Monthly Report since the beginning of EAN-NORM



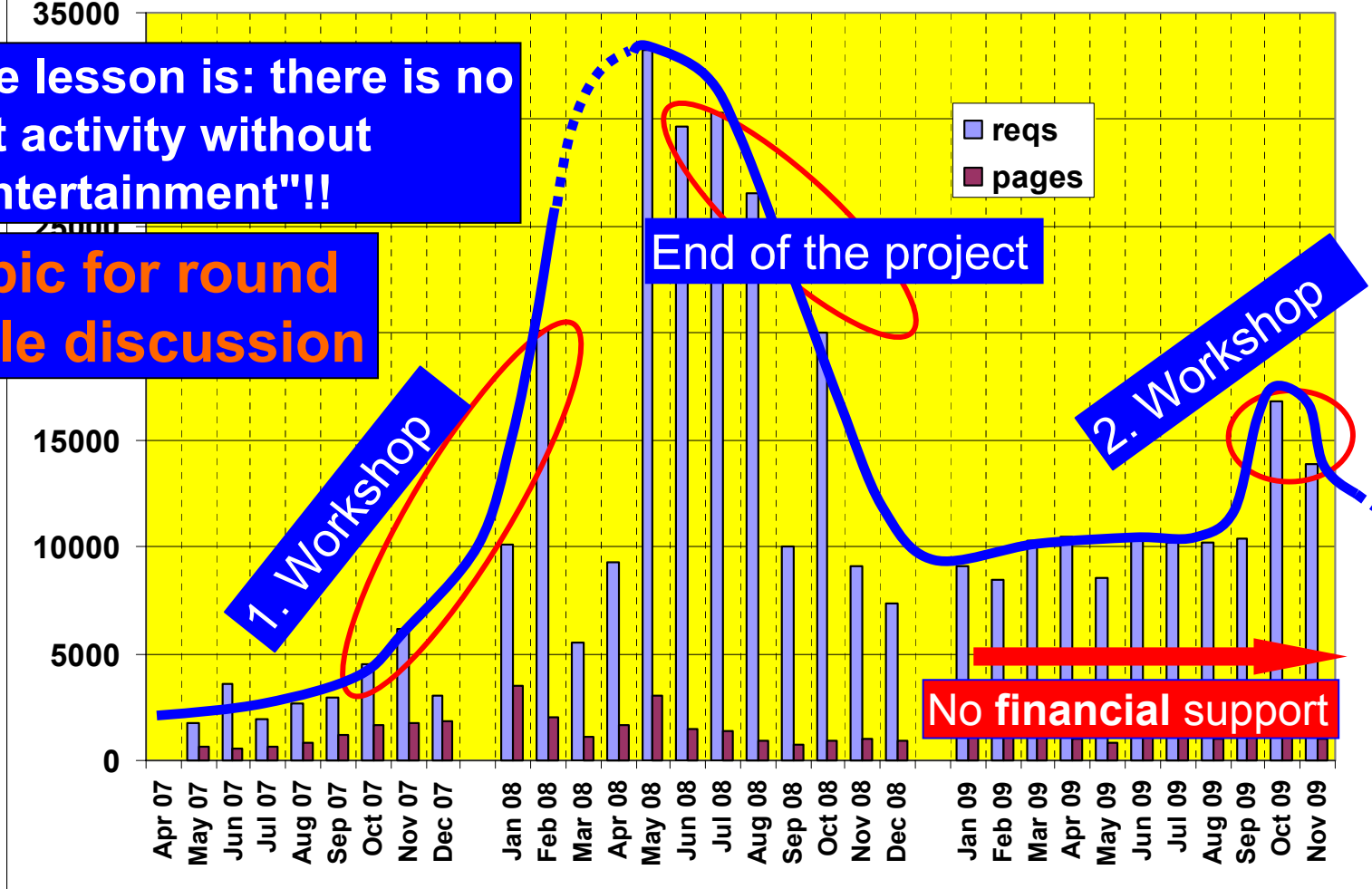


Monthly Report since the beginning of EAN-NORM

Quickly a Gaussian like „net activity curve“ emerges!

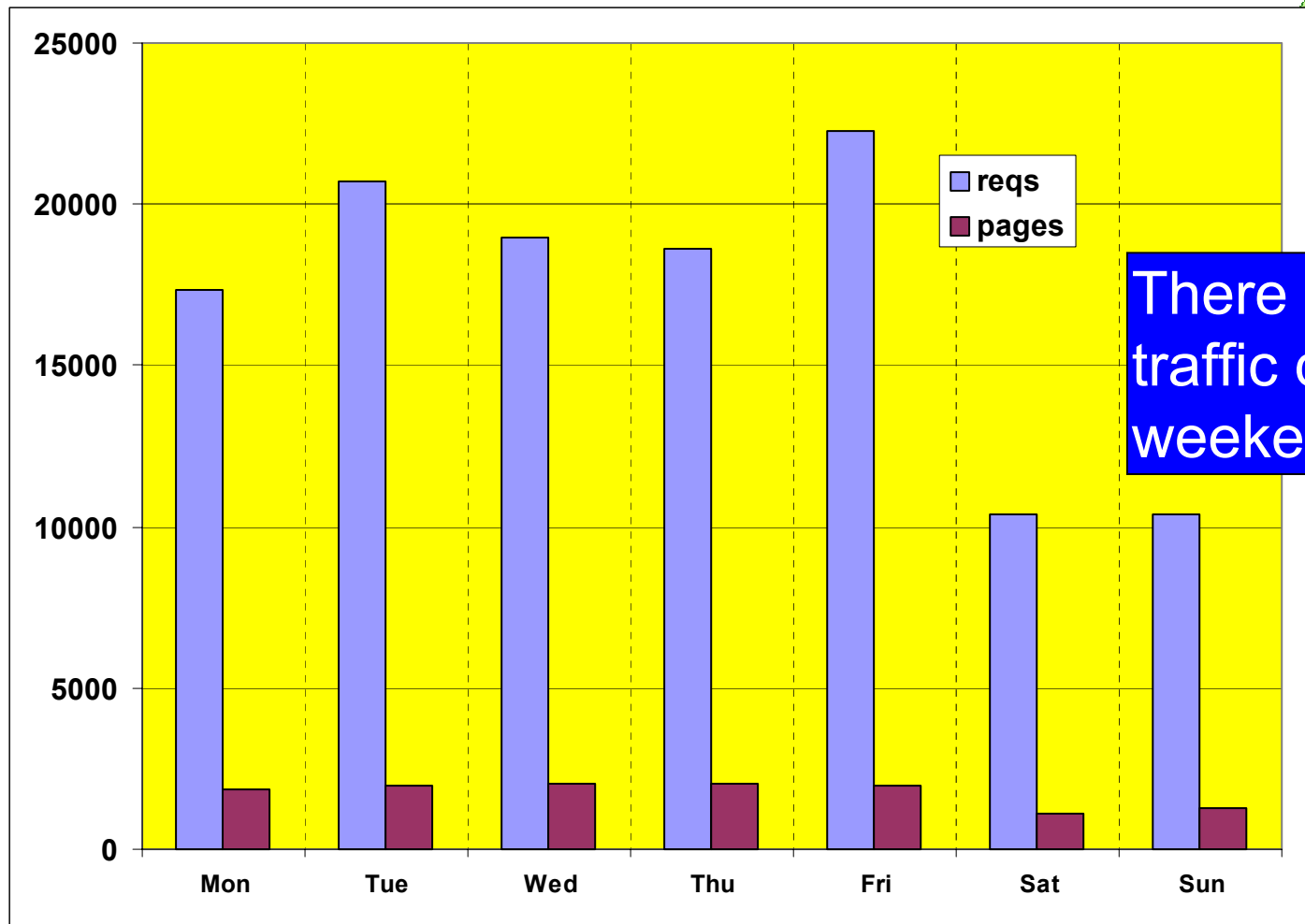
The lesson is: there is no net activity without „entertainment“!!

Topic for round table discussion



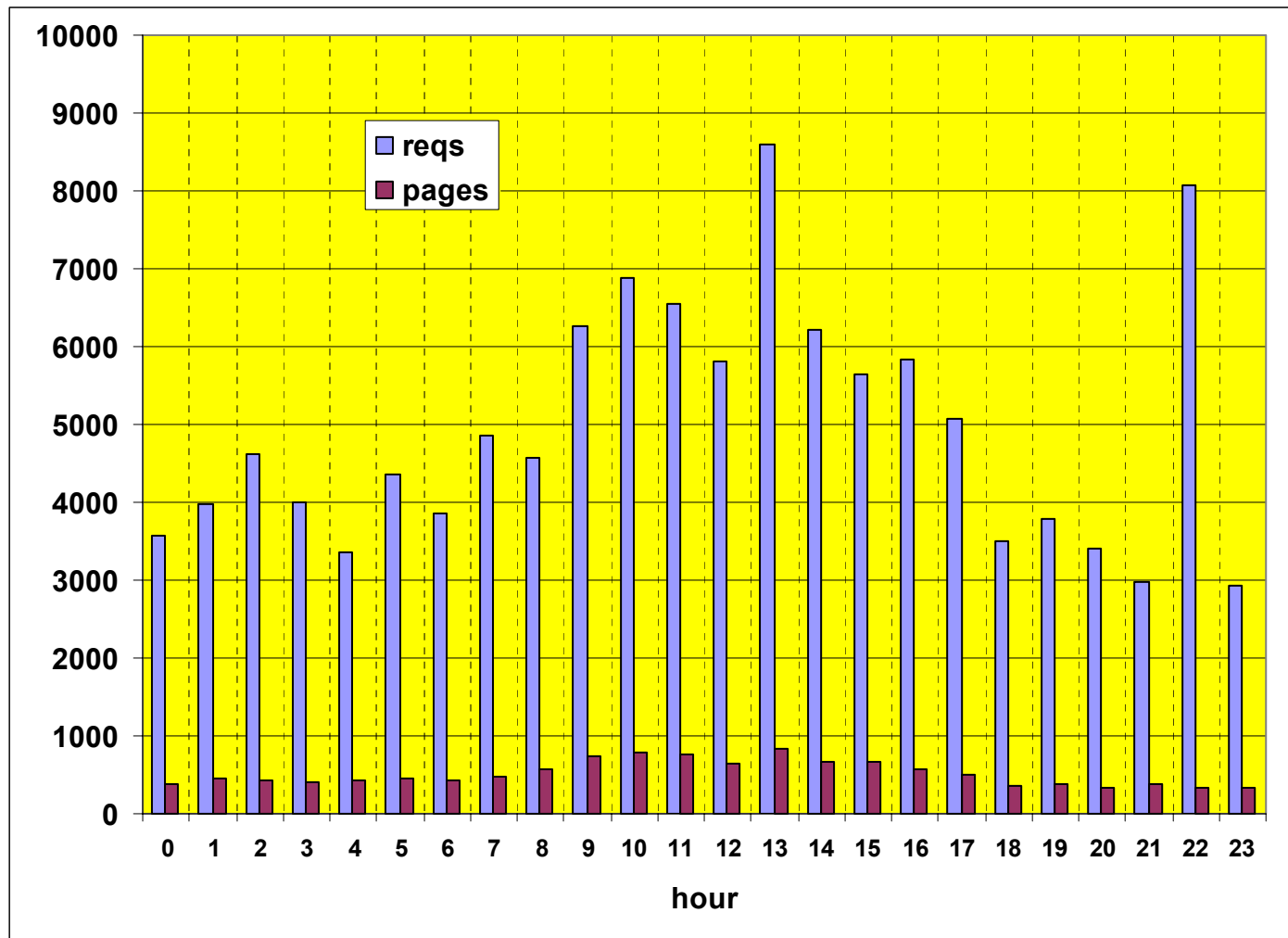


Weekly Report





Hourly Report

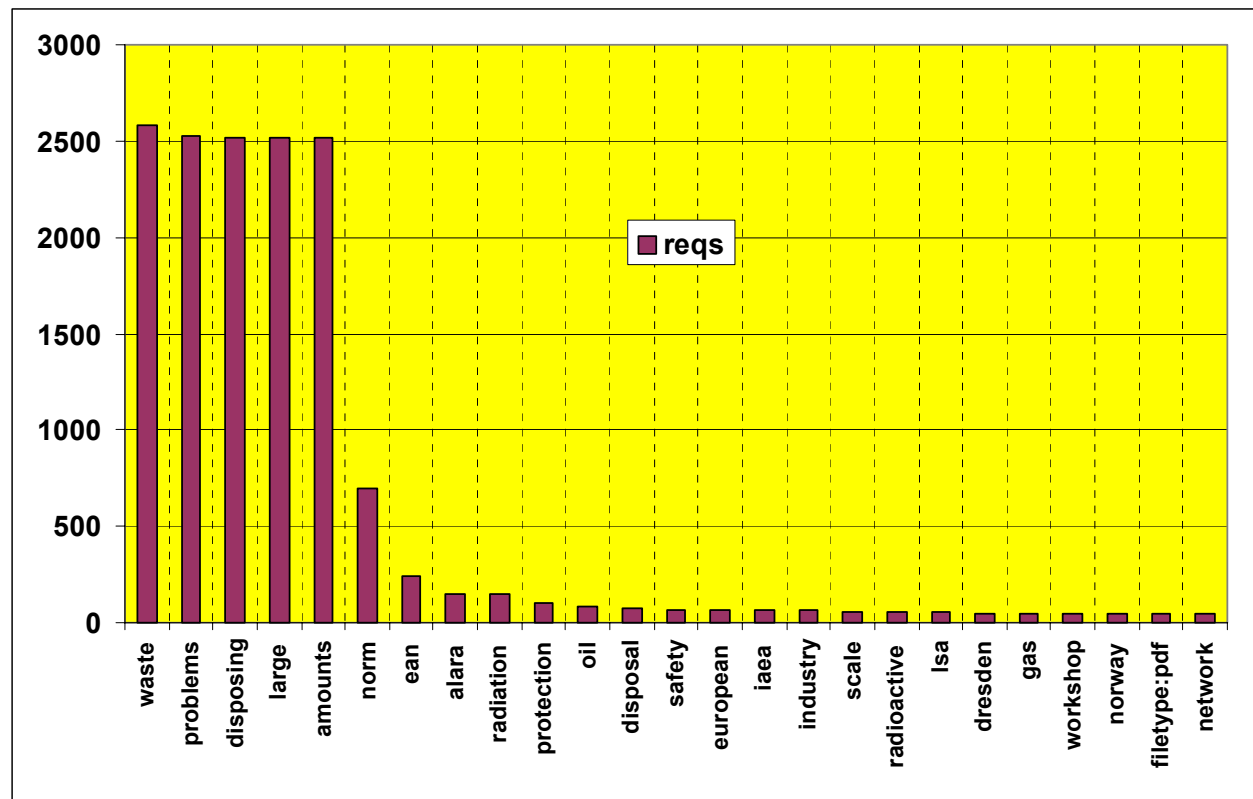


European ALARA Network for Naturally Occurring Radioactive Materials - *EAN*_{NORM}



Most frequently searched words 2009

search term	reqs
waste	2578
problems	2526
disposing	2516
large	2515
amounts	2515
norm	700
ean	238
alara	152
radiation	149
protection	106
oil	87
disposal	73
safety	68
european	63
iaea	62
industry	61
scale	53
radioactive	53
isa	52
dresden	48
gas	47
workshop	46
norway	45
filetype:pdf	44
network	43

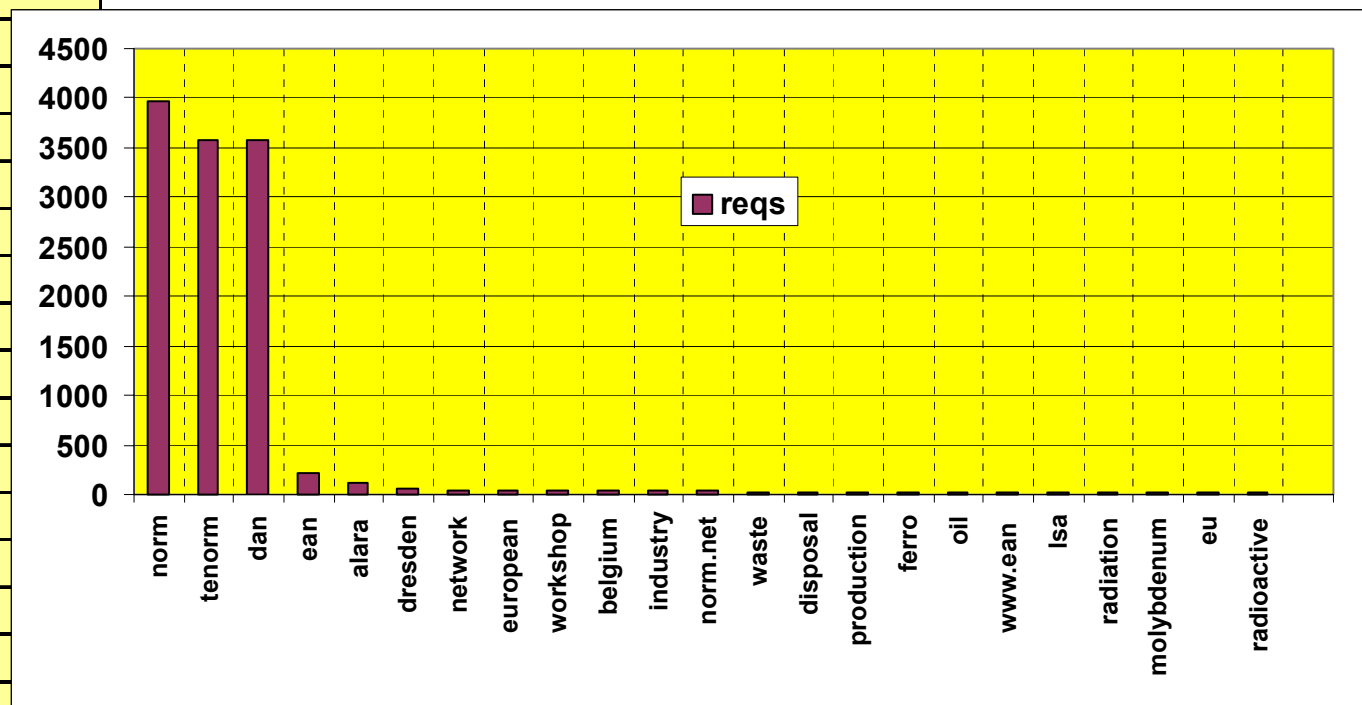


European ALARA Network for Naturally Occurring Radioactive Materials - *EAN*_{NORM}



Most frequently searched words 2007 - 2008

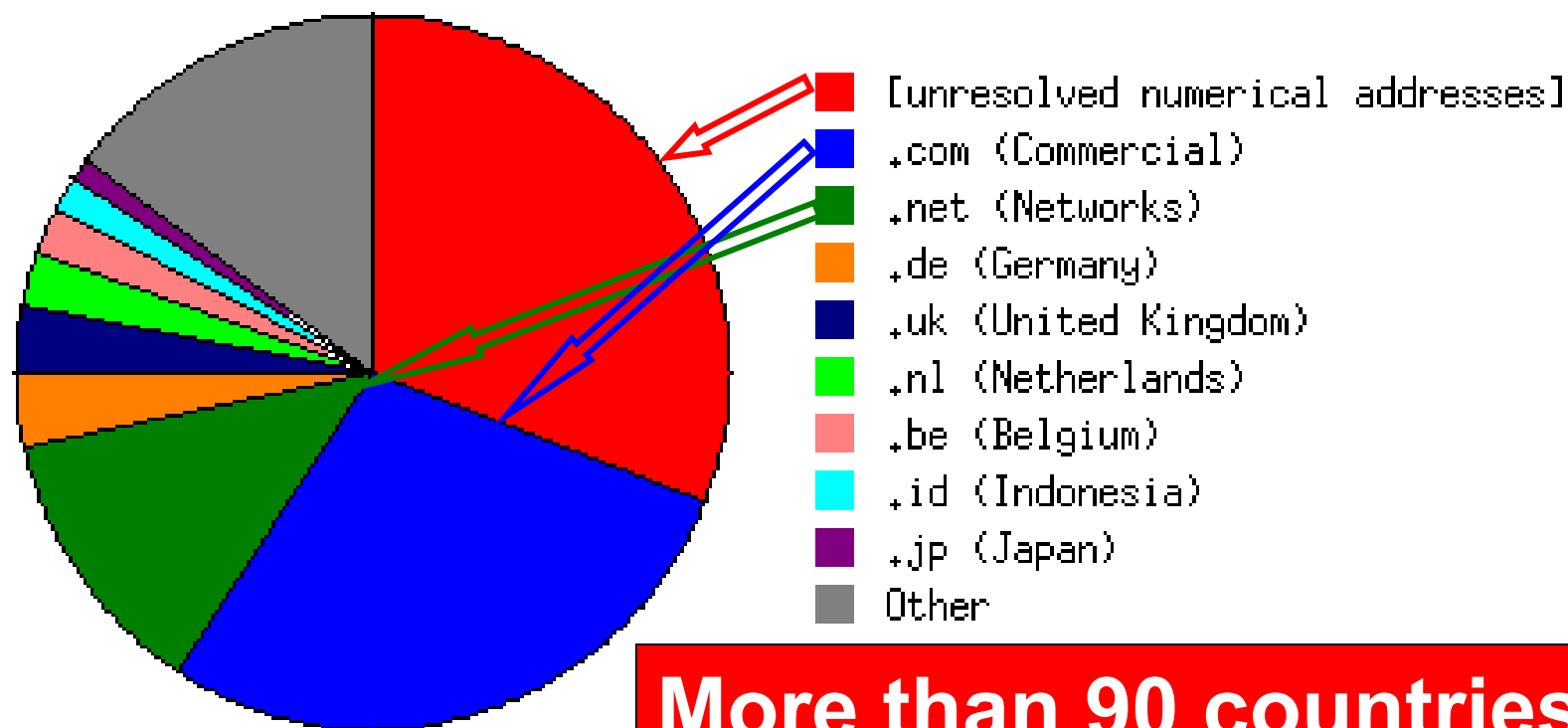
search term	reqs
norm	3962
tenorm	3584
dan	3567
ean	208
alara	119
dresden	65
network	44
european	41
workshop	38
belgium	36
industry	33
norm.net	30
waste	29
disposal	28
production	26
ferro	22
oil	22
www.ean	20
isa	19
radiation	18
molybdenum	15
eu	14
radioactive	13





How many Countries so far?

Web Server Statistics for EAN-NORM 2009

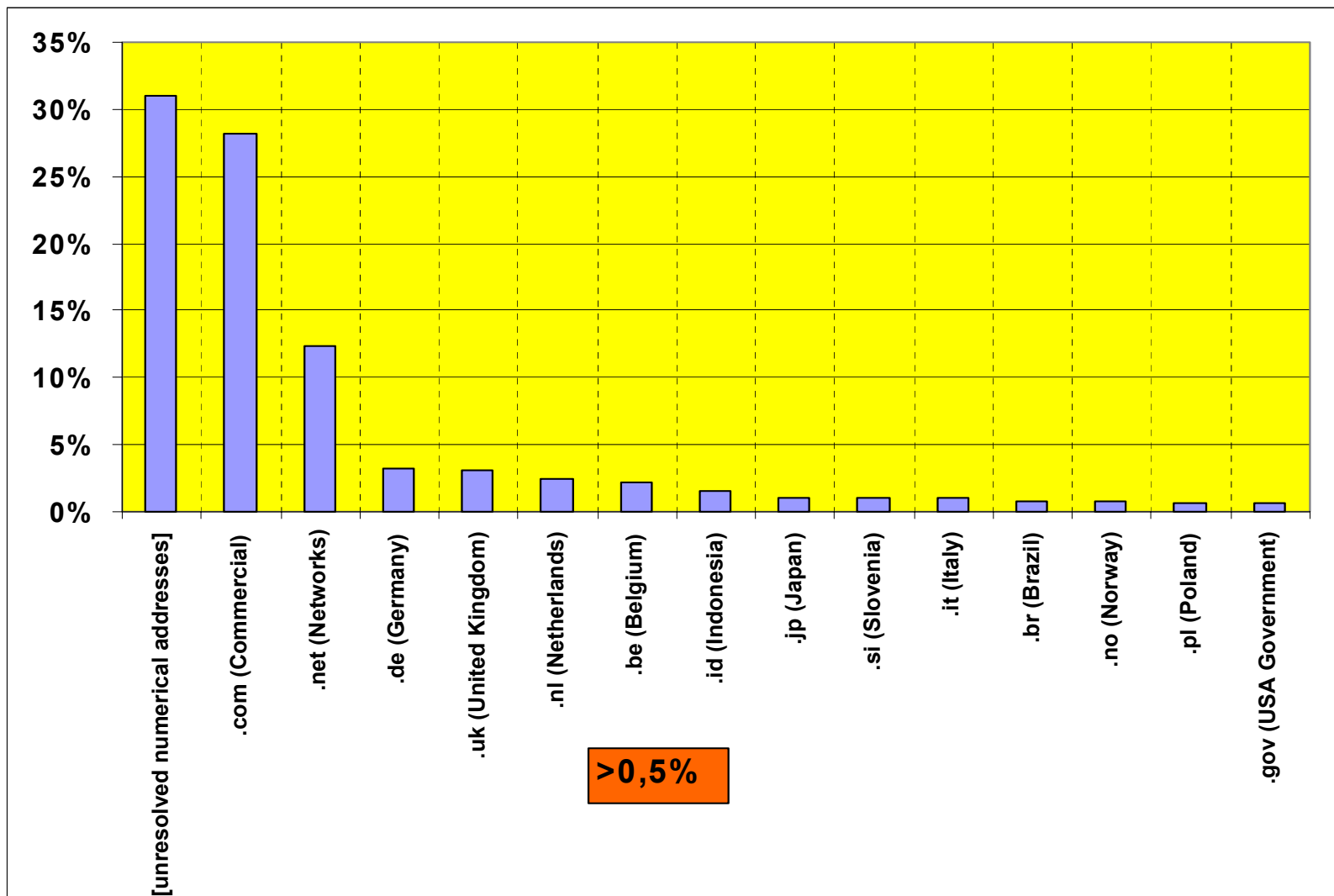


More than 90 countries!!

The wedges are plotted by the amount of traffic.



Countries/domains with requests >0,5%

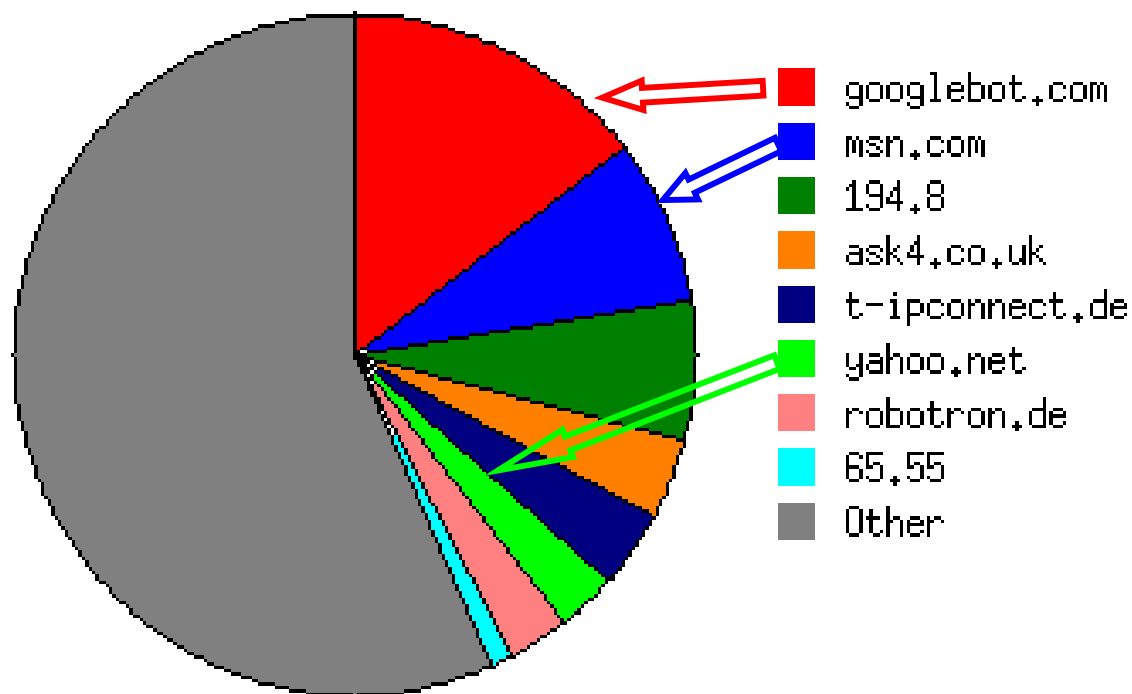


	Country/domain	%		Country/domain	%		Country/domain	%		Country/domain	%
1	[unresolved numerical addresses]	30,99%	31	.edu (USA Higher Education)	0,23%	61	.tr (Turkey)	0,07%	91	.om (Oman)	<0,01
2	.com (Commercial)	28,14%	32	.cn (China)	0,23%	62	.md (Moldova)	0,06%	92	.biz (Businesses)	<0,02
3	.net (Networks)	12,40%	33	.ba (Bosnia-Herzegovina)	0,21%	63	.gr (Greece)	0,06%	93	.yu (Former Yugoslavia)	<0,03
4	.de (Germany)	3,27%	34	.pk (Pakistan)	0,18%	64	.co (Colombia)	0,06%	94	.ge (Georgia)	<0,04
5	.uk (United Kingdom)	3,14%	35	.mil (USA Military)	0,17%	65	.lb (Lebanon)	0,06%	95	.nu (Niue)	<0,05
6	.nl (Netherlands)	2,42%	36	.il (Israel)	0,17%	66	.ws (Samoa)	0,06%	96	.fj (Fiji)	<0,06
7	.be (Belgium)	2,17%	37	.ec (Ecuador)	0,16%	67	.bg (Bulgaria)	0,05%	97	.mn (Mongolia)	<0,07
8	.id (Indonesia)	1,53%	38	.ua (Ukraine)	0,15%	68	.fo (Faroe Islands)	0,05%	98	.ae (United Arab Emirates)	<0,08
9	.jp (Japan)	1,02%	39	.at (Austria)	0,14%	69	.hk (Hong Kong)	0,04%	99	.py (Paraguay)	<0,09
10	.si (Slovenia)	1,00%	40	.ro (Romania)	0,13%	70	.cl (Chile)	0,04%	100	.gt (Guatemala)	<0,10
11	.it (Italy)	0,97%	41	.hr (Croatia)	0,13%	71	.ch (Switzerland)	0,04%	101	.ci (Ivory Coast)	<0,11
12	.br (Brazil)	0,81%	42	.ma (Morocco)	0,13%	72	.pe (Peru)	0,04%			
13	.no (Norway)	0,76%	43	.mx (Mexico)	0,12%	73	.sy (Syria)	0,03%			
14	.pl (Poland)	0,63%	44	.lv (Latvia)	0,12%	74	.tw (Taiwan)	0,03%			
15	.gov (USA Government)	0,60%	45	.arpa (Arpanet)	0,12%	75	.lt (Lithuania)	0,03%			
16	[domain not given]	0,48%	46	.sk (Slovakia)	0,12%	76	.is (Iceland)	0,03%			
17	.ly (Libya)	0,48%	47	.hu (Hungary)	0,12%	77	.vn (Vietnam)	0,02%			
18	.dk (Denmark)	0,44%	48	.cz (Czech Republic)	0,11%	78	.info (Informational)	0,02%			
19	.org (Non Profit Making Organisations)	0,44%	49	.lu (Luxembourg)	0,09%	79	.tt (Trinidad and Tobago)	0,02%			
20	.au (Australia)	0,44%	50	.fi (Finland)	0,09%	80	.ee (Estonia)	0,01%			
21	[unknown domain]	0,42%	51	.us (United States)	0,09%	81	.cy (Cyprus)	0,01%			
22	.ca (Canada)	0,42%	52	.th (Thailand)	0,09%	82	.cr (Costa Rica)	0,01%			
23	.sa (Saudi Arabia)	0,38%	53	.ar (Argentina)	0,09%	83	.uy (Uruguay)	0,01%			
24	.ru (Russia)	0,37%	54	.int (International Treaty Organisations)	0,08%	84	.tv (Tuvalu)	0,01%			
25	.eg (Egypt)	0,30%	55	.ie (Ireland)	0,08%	85	.sc (Seychelles)	0,01%			
26	.in (India)	0,28%	56	.kr (South Korea)	0,08%	86	.do (Dominican Republic)	0,01%			
27	.my (Malaysia)	0,28%	57	.nz (New Zealand)	0,08%	87	.sg (Singapore)	0,01%			
28	.es (Spain)	0,27%	58	.pt (Portugal)	0,07%	88	.by (Belarus)	0,01%			
29	.fr (France)	0,25%	59	.tz (Tanzania)	0,07%	89	.ir (Iran)	0,01%			
30	.se (Sweden)	0,24%	60	.za (South Africa)	0,07%	90	.qa (Qatar)	0,01%			

**Countries/
domains
2009
more than
90
countries**



Organisations of the computers, which requested files

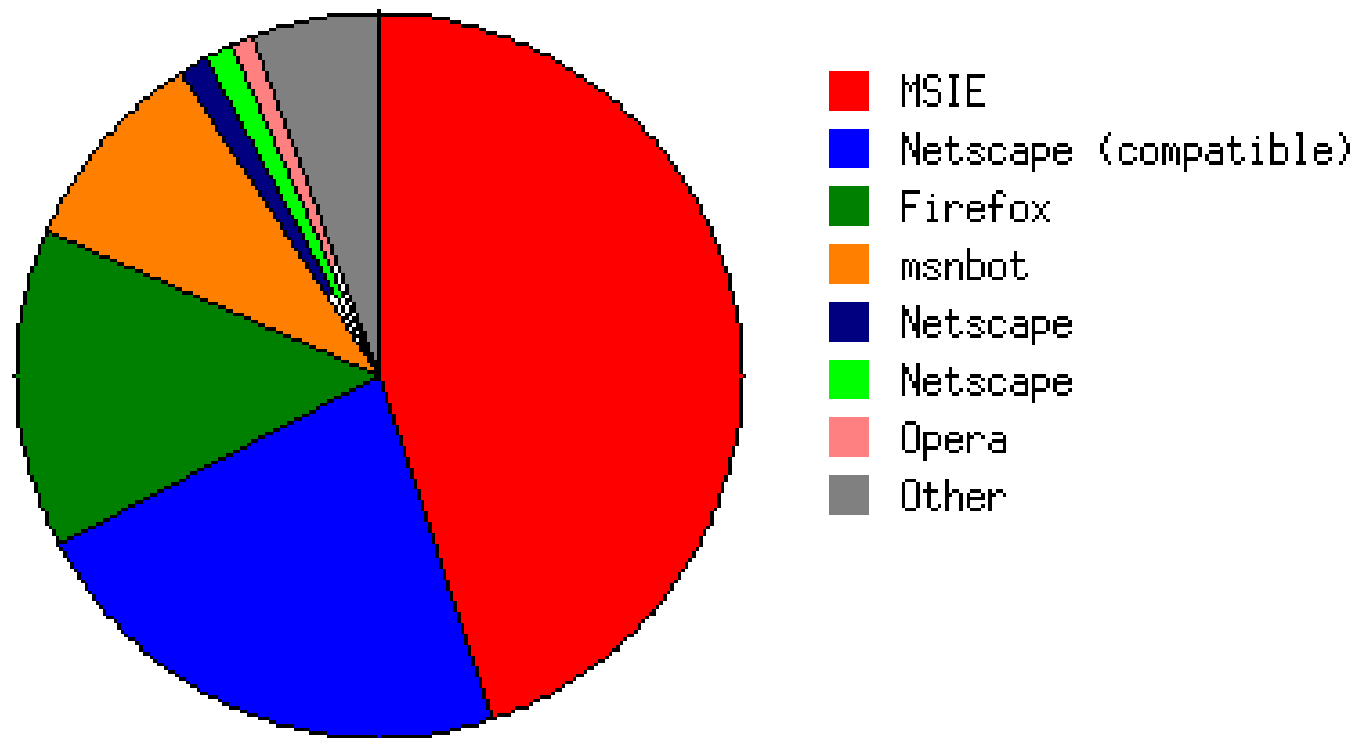


The wedges are plotted by the number of requests.



Used browsers

Web Server Statistics for EAN-NORM 2009

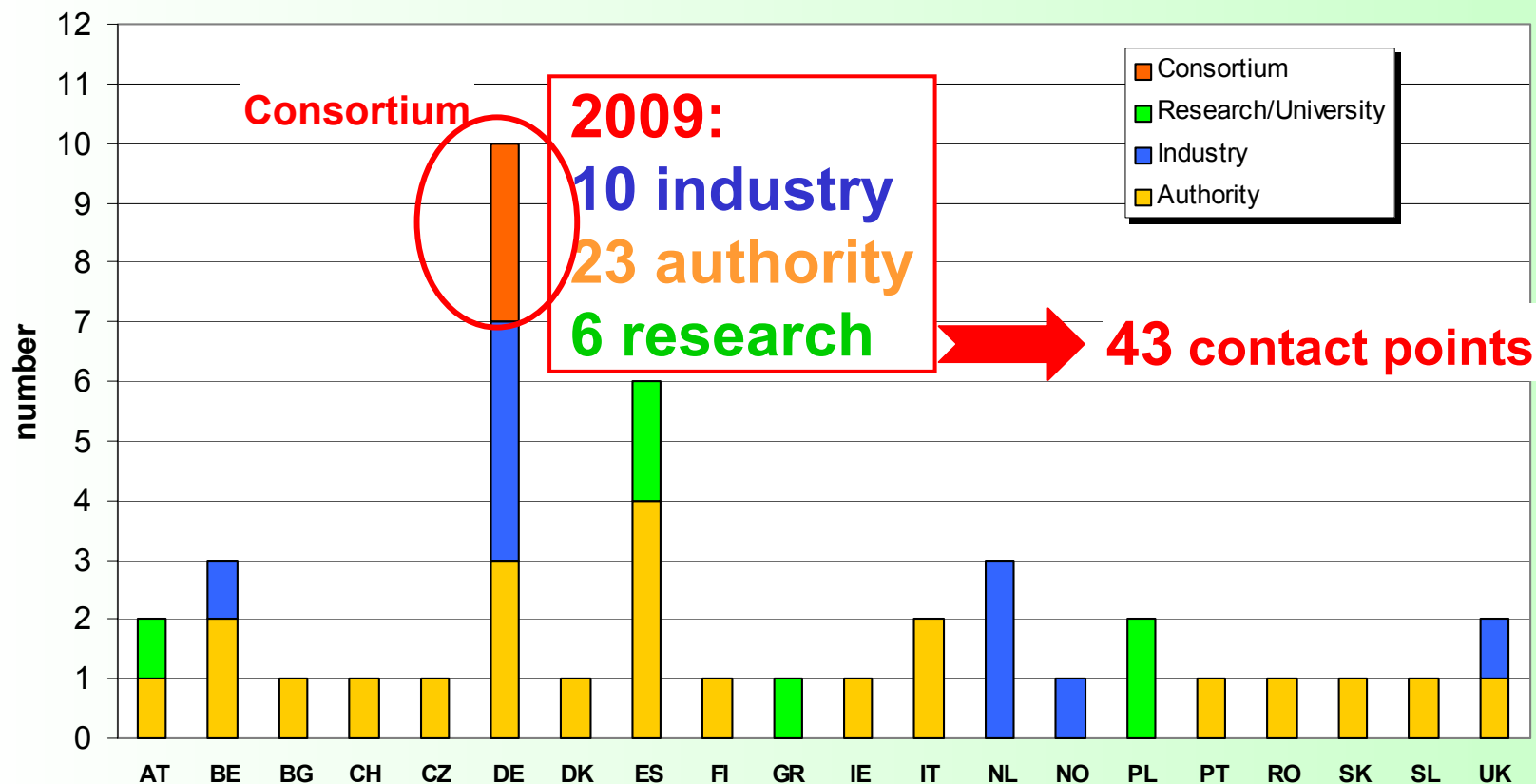


The wedges are plotted by the number of requests for pages.



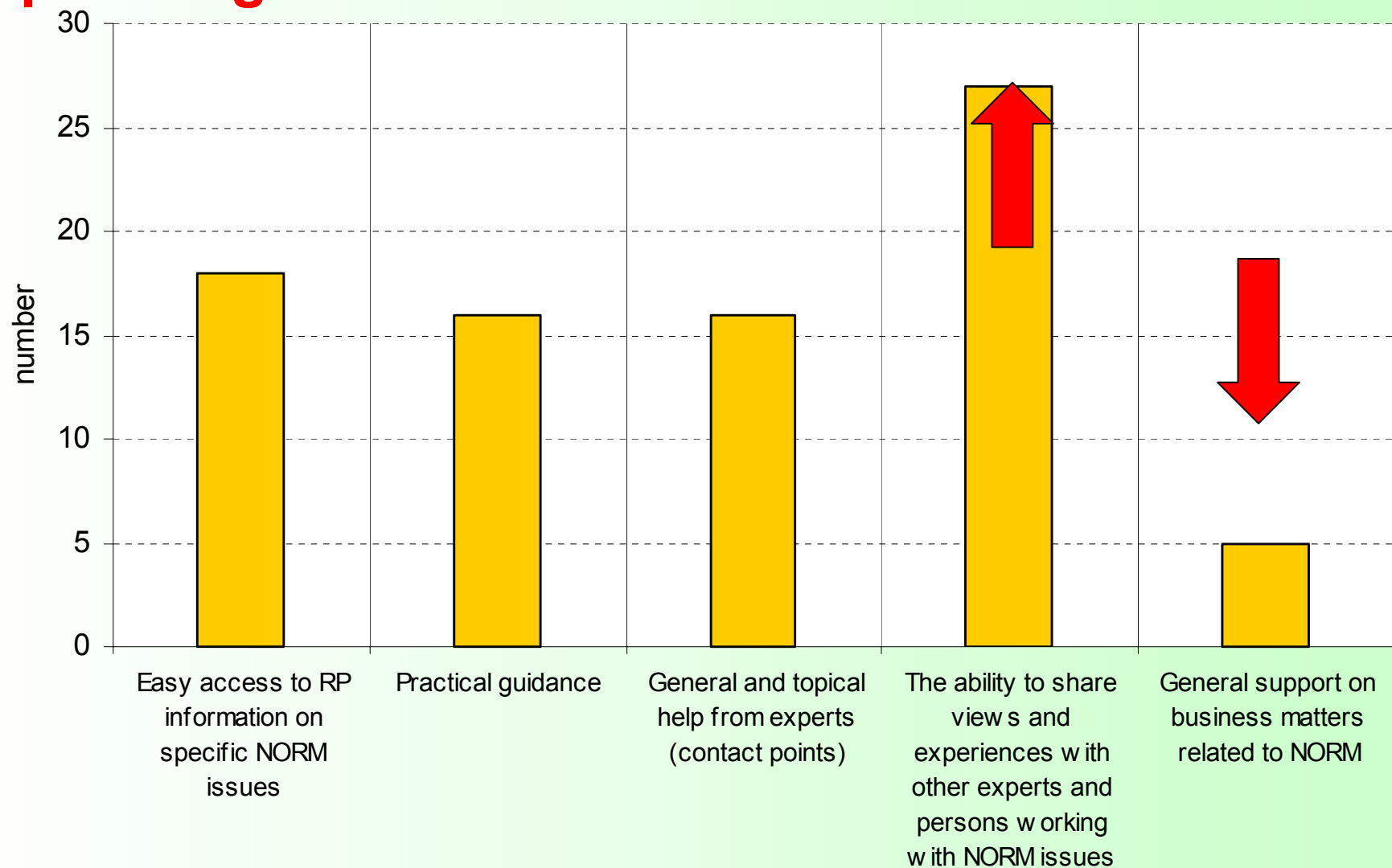
Contact points should play a central role in our network

Contact Points in the EAN_{NORM} project



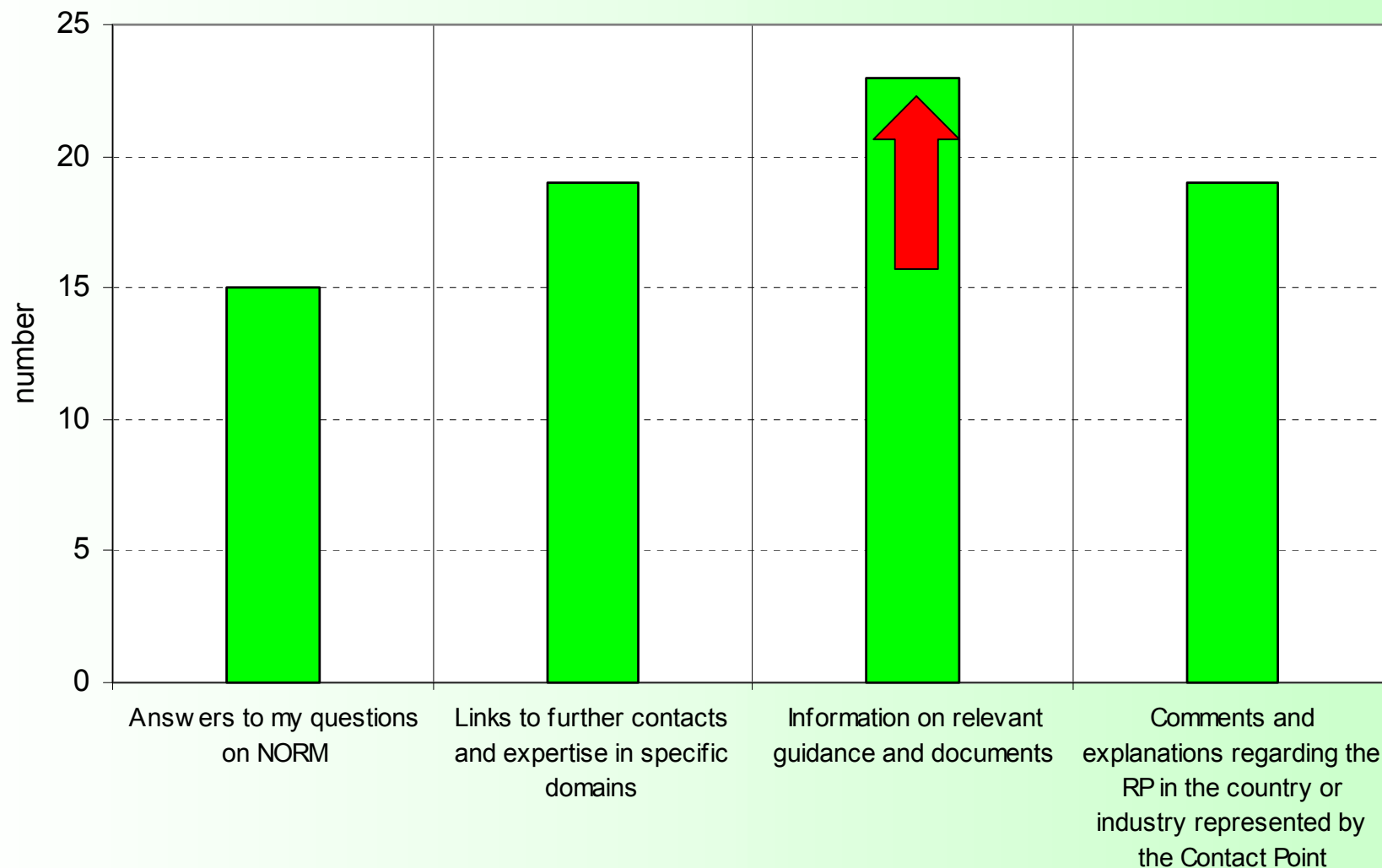


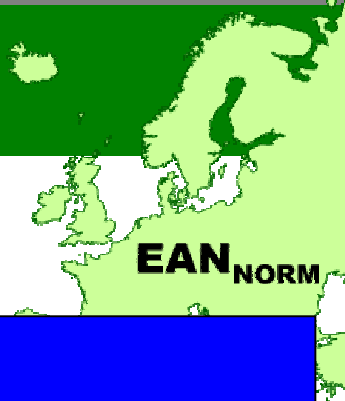
Second Questionnaire, what people expect in general from the network





What people expect from the contact points





What has been done until today?

- Setting up of the **web portal**, the forum etc.
(today 118 registration)
- Extensive search and identification of **national and international partners**, **43 contact points**
- **1. Workshop** in Dresden (2007), **about 80 participants from 16 countries**
- Preparation and dispatching of **two questionnaires** on the optimisation of radiation protection in NORM industry
- Final Report, 2008



What has been done until today?

- 2. Workshop in Dresden (2009),
- **about 55 participants,**
- **17 countries**



In the Final Report are listed

- ➔ **Proposals to the European Commission**
- and
- ➔ **Problems to be solved in the near future**



Proposals to the EC (not all here listed)

One should develop

- measuring techniques for the relevant natural radionuclides in the materials,
- approaches to assess the exposure of workers and
- monitoring of radiation protection measures and the effectiveness of countermeasures



Proposals to the EC

- Additional documents should be implemented in the web site for downloading.
- Information on publications, meetings etc. are desirable.
- In 2009 it should be organized a 2. Workshop thematically following the first workshop “European ALARA Network for NORM” in Dresden.

- 
- What we could do, we have done!
 - Our own enterprise, no financing!!



Problems to be solved in the near future (1) (round table discussion)

- The representatives of the EC have pointed out that the network has to become finally self-sustainable.
- However, this is a longer process that will take some years and still needs considerable managing, promoting and financing.

We should discuss this point in the round table discussion!



Problems to be solved in the near future (2) (round table discussion)

- At present, the network is still managed by the leader of the consortium **(no financing 2009!!)**.
- Who will in the future decide about new contact points and who will work with the contact points?
- How should the interaction between the contact points be organized? Who is responsible for the scientific content and the technical details of the web site?



Problems to be solved in the near future (3) (round table discussion)

- **The consortium took care of the web site only up to the end of the contract.**
- **The ownership structure of the web site has to be clarified for the time after the end of the contract.**
- **Who will maintain the network in the near future?**
- **What kind of specifications have to be made with regard to the above issue?**



Problems to be solved in the near future (4) (round table discussion)

- **The scientific management of the network has to be continued.**
- **The network and the web site will be managed by the commission itself or by another party authorized by the commission?**
- **If the EC intends to authorize another party to manage the network and the web site**
- **The financing of this service should be clarified and the partners should be tasked with the scheduling.**

Net and Networking (round table discussion) **EAN_{NORM}**

- What kind of direct information should be available in the web portal?
- What kind of links should be maintained?
- Who will take care for the completeness and topicality of information?
- Who is the supervisor? (**standing bureau?**)
- Who can stop or initiate discussions?
- Who is responsible for quality?



Questions & Comments



Thank you for the attention!